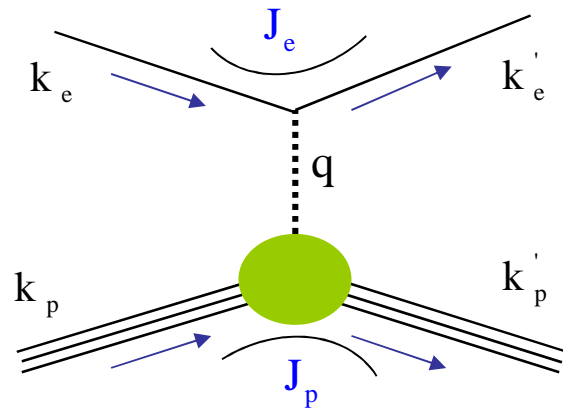


Эксперимент OLYMPUS
И
форм факторы протона

С.Белостоцкий

OVERVIEW

Robert Hofstadter
Nobel prize 1961



ep-elastic
finite size of the proton
 $R_p \sim 0.8 \text{ fm}$

Nucleon elastic form factors ...

$$J_p^{\mu\nu} = e_p \bar{u}(k'_p) \left[F_1(Q^2) \gamma^\mu + \frac{1}{2M_p} F_2(Q^2) i\sigma^{\mu\nu} q_\nu \right] u(k_p)$$

Unpolarized experiments / Rosenbluth separation

$$\frac{d\sigma}{d\Omega} = \frac{d\sigma}{d\Omega_{\text{Mott}}} \cdot \frac{1}{\epsilon(1+\tau)} \left[\epsilon G_E^2(Q^2) + \tau G_M^2(Q^2) \right]$$

$$\tau = \frac{Q^2}{4M_p^2} \quad \epsilon = \frac{1}{1+2(1+\tau)\tan^2(\theta_e/2)} \quad 0 < \epsilon < 1$$

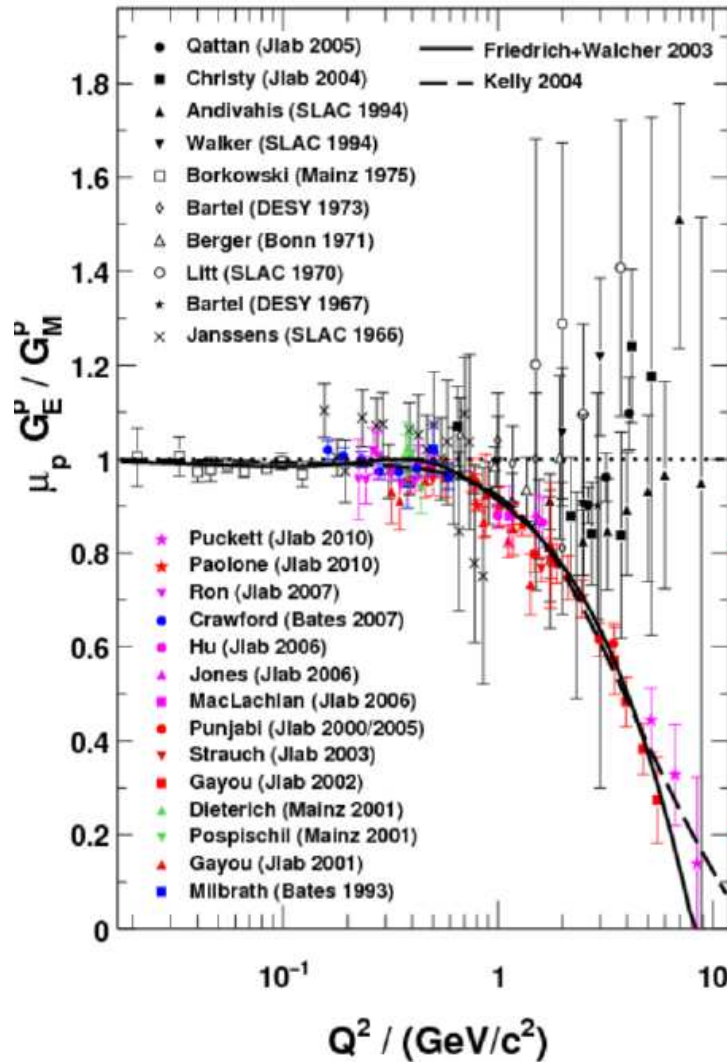
- Fundamental quantities
- Defined in context of single-photon exchange
- Describe internal structure of the nucleons
- Related to spatial distribution of charge and magnetism
- Rigorous tests of nucleon models
- Determined by quark structure of the nucleon
- Role of orbital angular momentum and diquark correlation
- Ultimately calculable by Lattice-QCD
- Input to nuclear structure and parity violation experiments

50 years of ever increasing activity

- Tremendous progress in experiment and theory over last decade
- New techniques / polarization experiments
- Unexpected results

Drastic disagreement !!

World unpolarized experiments



Rosenbluth separation method suggests

$$\frac{\mu_p G_E(Q^2)}{G_M(Q^2)} \approx 1$$

JLAB polarization experiments

Direct measurement of $\frac{\mu_p G_E(Q^2)}{G_M(Q^2)}$

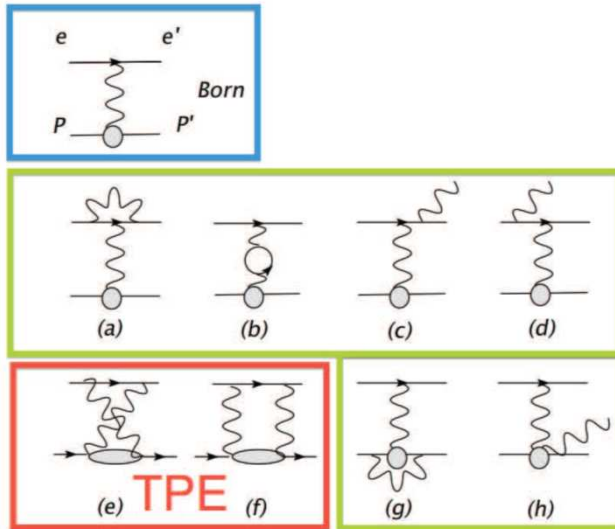
Spin transfer from polarized electron

to recoil proton,

P_{\parallel} and P_{\perp} components

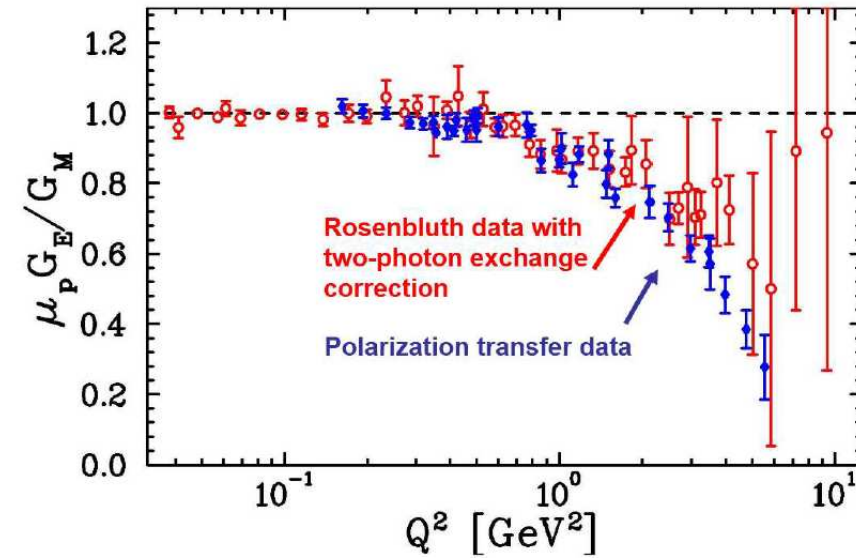
$$\frac{\mu G_E(Q^2)}{G_M(Q^2)} = \mu \frac{P_{\perp}}{P_{\parallel}} \cdot \sqrt{\frac{\tau(1+\epsilon)}{2\epsilon}}$$

Possible explanation



TPE can explain form factor discrepancy

J. Arrington, W. Melnitchouk, J.A. Tjon,
Phys. Rev. C 76 (2007) 035205

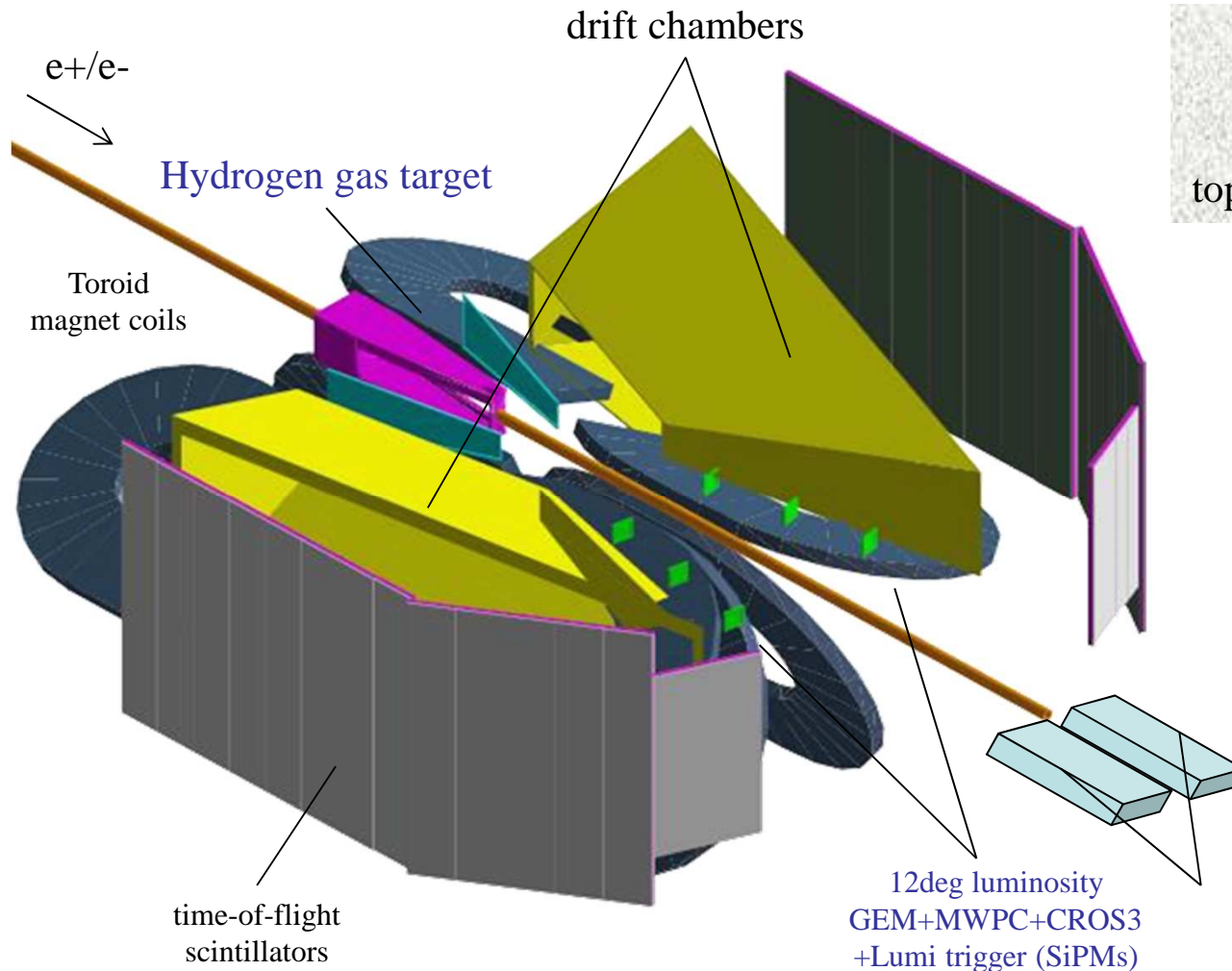


Sensitive to **TPE** is beam charge asymmetry:

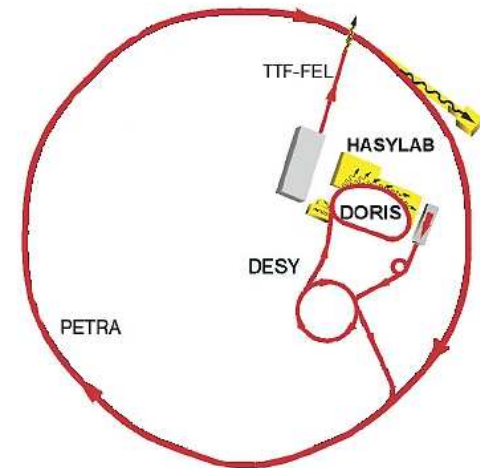
$$A^\pm = \frac{\sigma^{e^+p} - \sigma^{e^-p}}{\sigma^{e^+p} + \sigma^{e^-p}} = \frac{2 \operatorname{Re}(M_{\text{Born}} M_{\text{TPE}}^*) + 2 \operatorname{Re}(M_{e\text{-bremstr}} M_{p\text{-bremstr}}^*)}{|M_{\text{Born}}|^2 + \text{QED}_{\text{rad.cor.}}^{\text{even}}} \simeq \frac{2 \operatorname{Re}(M_{\text{Born}} M_{\text{TPE}}^*)}{|M_{\text{Born}}|^2}$$

$$\frac{\sigma^{e^+p}}{\sigma^{e^-p}} = \frac{1 - A^\pm}{1 + A^\pm}$$


Olympus experiment at Doris to measure e^+p/ e^-p cross section ratio as function of Q^2



DORIS
 2.01 GeV e^+/e^- beam 65 mA
 switching every 8 hours
 top up mode -> refill every 2 min



Symmetric
 Møller/Bhabha
 luminosity calorimeters



OLYMPUS collaboration

- Arizona State University, USA
- DESY, Hamburg, Germany
- Hampton University, USA
- INFN Bari, Ferrara, and Rome, Italy
- MIT and MIT-Bates, USA
- Petersburg Nuclear Physics Institute, Russia
- University of Bonn, Germany
- University of Glasgow, United Kingdom
- University of Mainz, Germany
- University of New Hampshire, USA
- Yerevan Physics Institute, Armenia

Российские участники


ПИЯФ

С.Белостоцкий Г.Гаврилов
Д.Веретенников А.Изотов
А.Киселев А.Крившич
О.Миклухо Ю.Нарышкин
К.Суворов


ПИЯФ hardware contribution

12deg. Luminosity monitor
MWPCs 6 UXV modules, 1mm
with CROS-3 readout electronics
+ trigger scintillation counters
readout with SiPMs

Olympus detector



Olympus detector in parking position



12deg. Luminosity monitor



Target cell and open vacuum chamber



Symmetric Møller / Bhabha monitor

Olympus timelines

2008 – 2012

- *Proposal* 09/ 2008
- *Experiment funded* 01/2010
- *Test experiment at Doris* 02/2011
- *Setup installed* 12/2011
- *Data taking Run I (1 month)* 02/2012
- *Tests, preparation to Run II, wire chambers upgrade* up to 10/2012
- *Data taking Run II (2.5 month)* up to mid 01/2013

Radiation corrections in ep elastic scattering workshops:

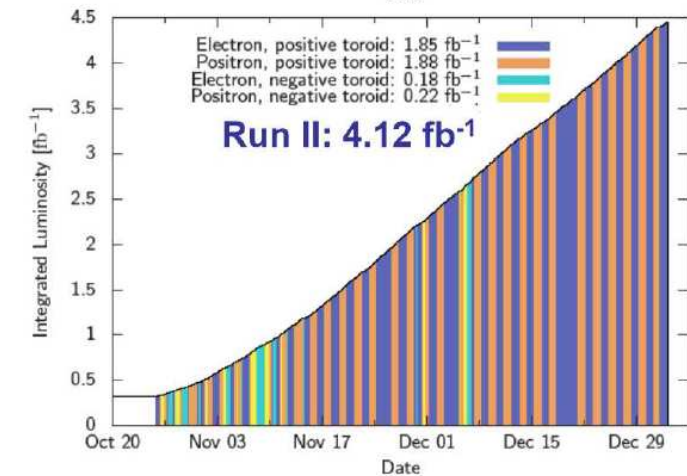
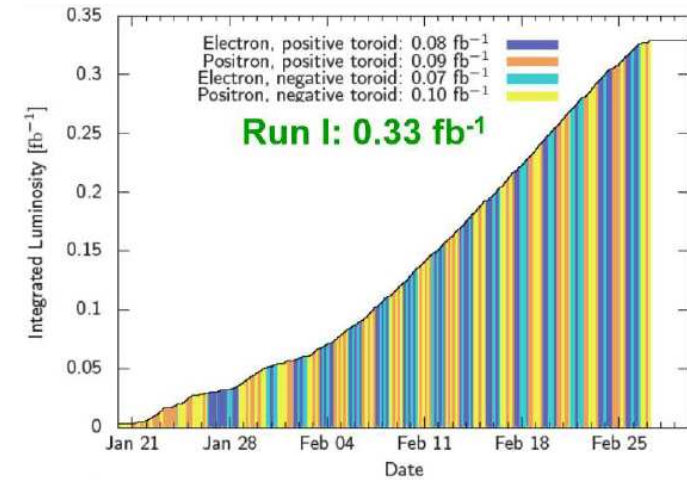
- ❖ MIT July 2011
- ❖ PNPI July 2012
- ❖ Orsay September 2013

2013 – 2014

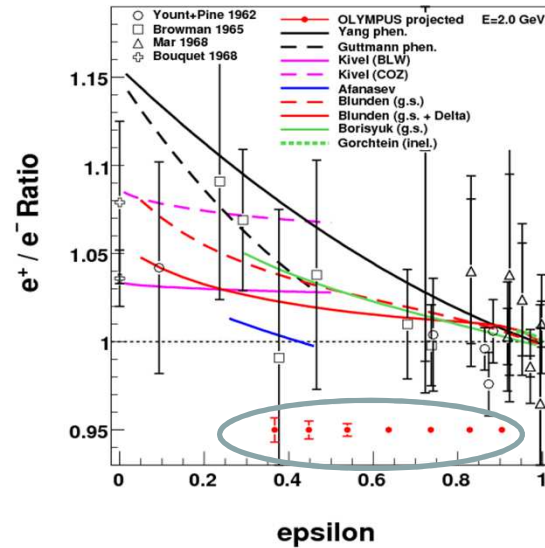
- *End of data taking* 01/ 2013
 - *Doris shutdown* 02/2013
 - *Toroid magnetic field measurements, data analysis started* 02/-03/2013
 - *Setup survey and disassembly* 04/2013
 - *100 runs (of 10^4 runs) tentatively analyzed* 09/2013
 - *NIM paper submitted* 12/2013
 - *Track reconstruction finished, all runs analyzed* 04/2014
 - *Systematic studies, cross-checks* 09/2014
 - *Paper submitted* 12/2014
-

Total integrated luminosity 4.45 fb^{-1}

Collected in Run I+Run II for
2x500h data taking
for each (e^+e^-) beam species



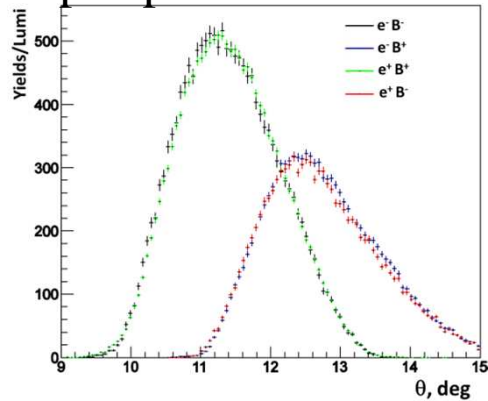
Projected statistical
precision
@ integrated luminosity
of 3.6 fb^{-1}



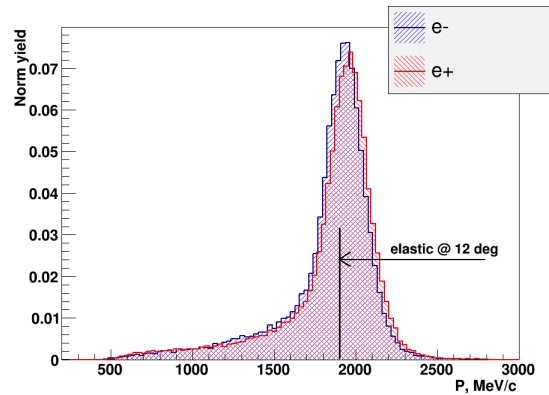
12 deg. monitor

e^+p or e^-p coincidences of 12 deg. trigger, GEM+MWPC tracking

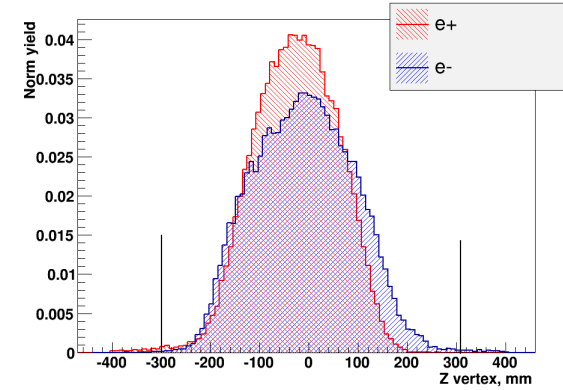
$$e^+p/e^-p = 1.00672 \pm 0.00008$$



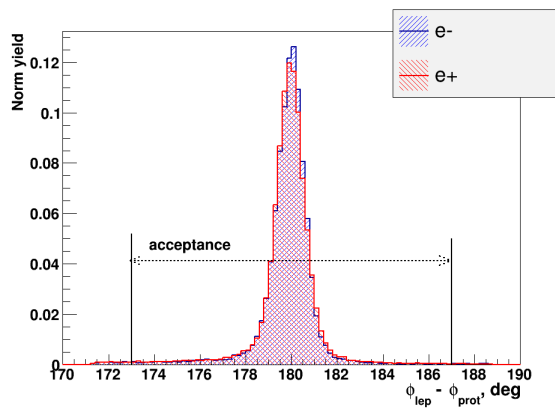
e^+p or e^-p at B^+ or B^-



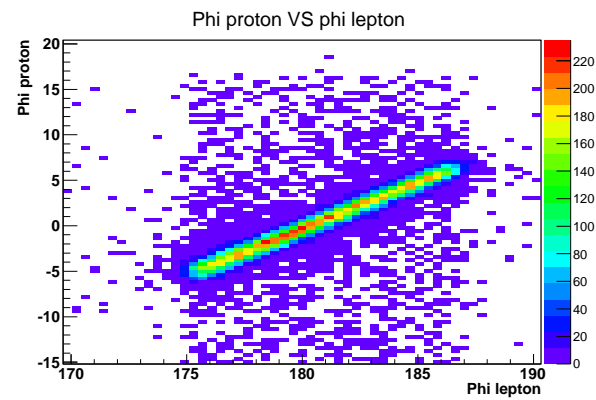
e^+ or e^- momentum distribution



e^+ or e^- vertex distribution (along the beam)




e^+p or e^-p co-planarity



e^+p or e^-p co-planarity

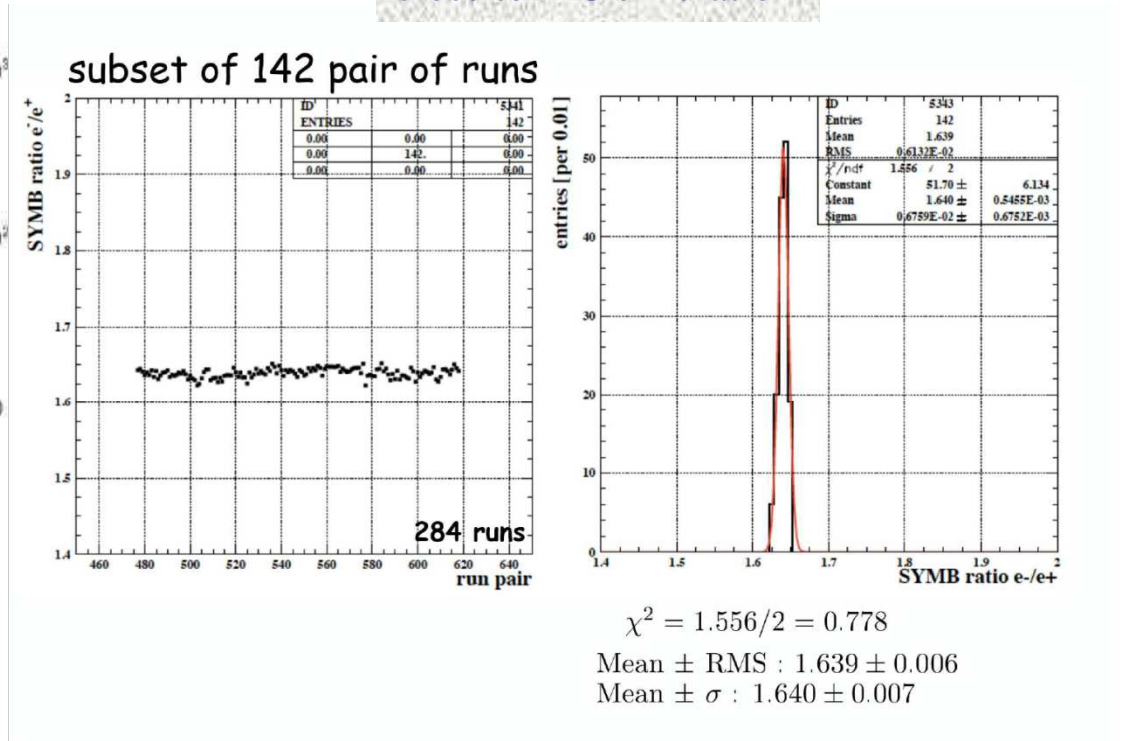
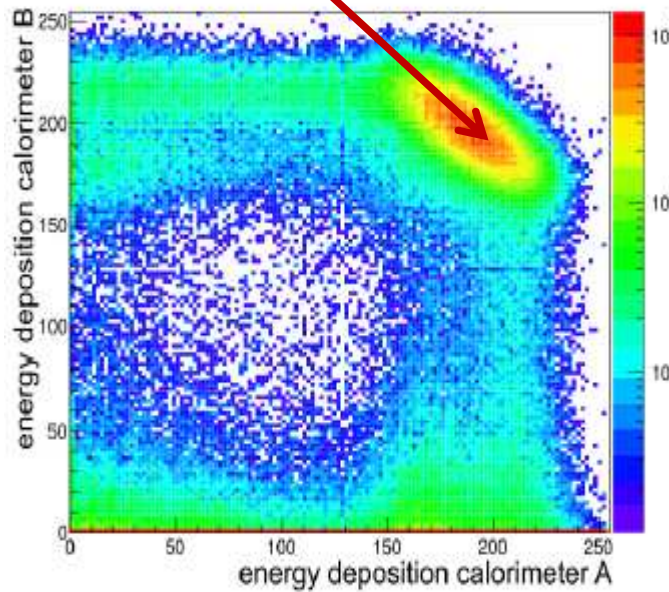
Symmetric Møller /Bhabha monitor



at 2 GeV $\theta_{\text{symm.}}(e^-e^-, e^+e^-) = 1.3 \text{ deg.}$

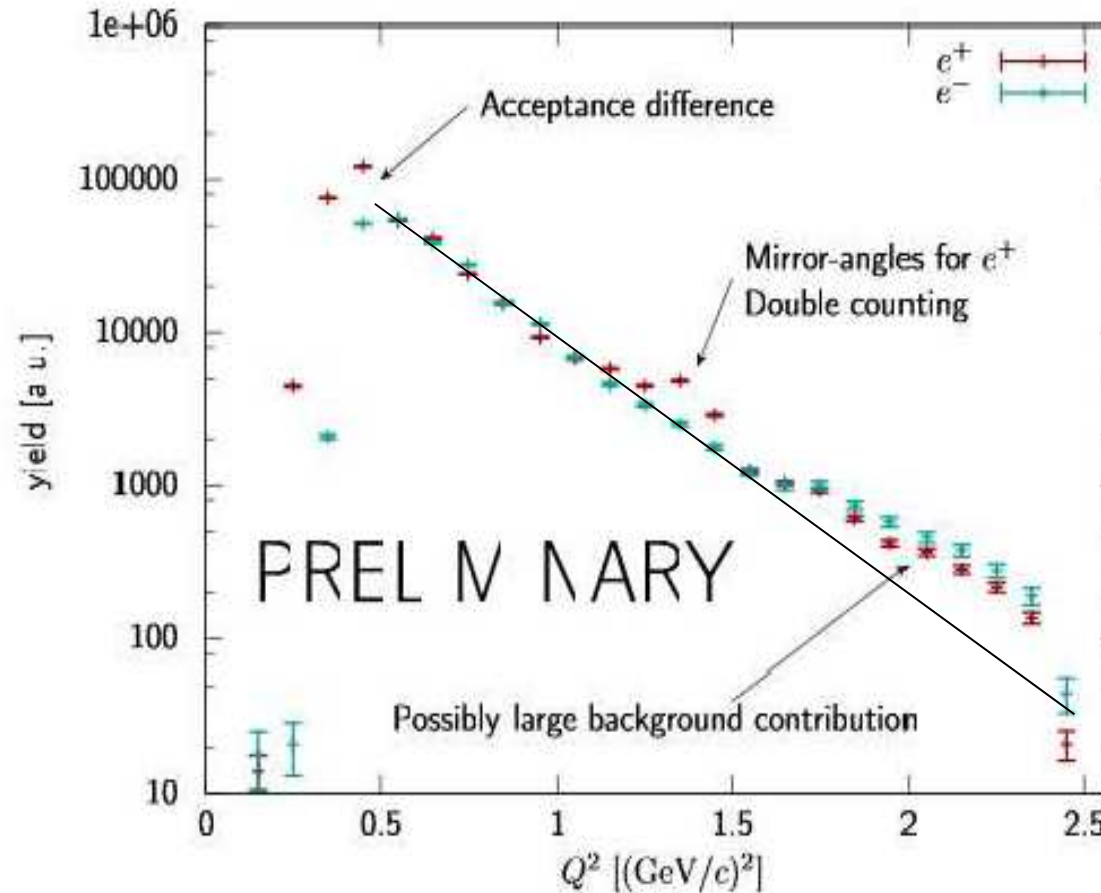
Coincidence peak

e^-e^- Møller scattering
 e^+e^- Bhabha scattering
 e^-e^-/e^+e^- obtained 1.64
 close to MC simulation



Raw yields of Q^2

- $\approx 2\%$ of all data
- no acceptance correction
- relative normalization fixed at small Q^2
- Cuts on:
 - coplanarity
 - vertex z difference
 - momentum balance
 - proton missing momentum



Caveat: WC tracking is still not finished !!

Outlook: *PNPI in data analysis 2014*

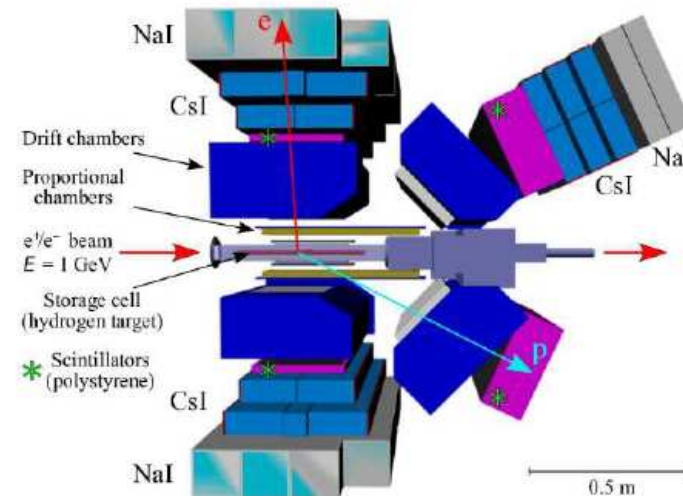
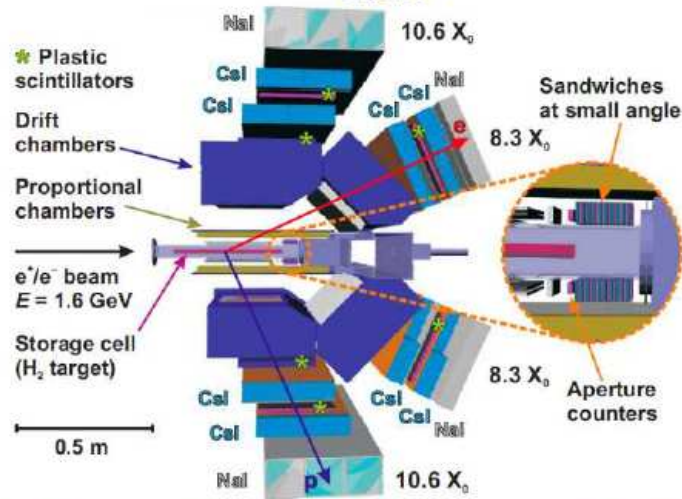
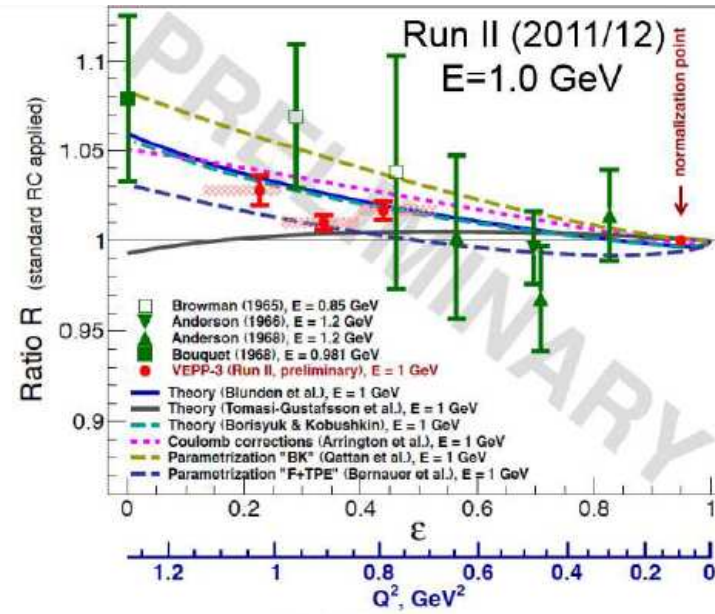
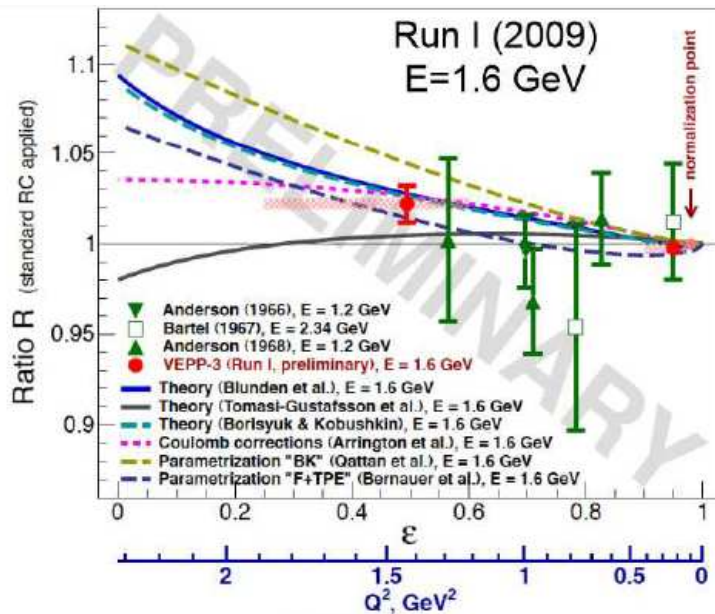
- ❑ MC simulation e^+ vs e^- systematics
Ю.Нарышкин
- ❑ Extraction of experimental charge asymmetry
Д.Веретенников
- ❑ 12deg. monitoring system data analysis
Д.Веретенников
- ❑ MC generator for pion production
К.Суворов
- ❑ DESY analysis group coordination
С.Белостоцкий

BACKUP SLIDES

Comparison of beam charge asymmetry experiments

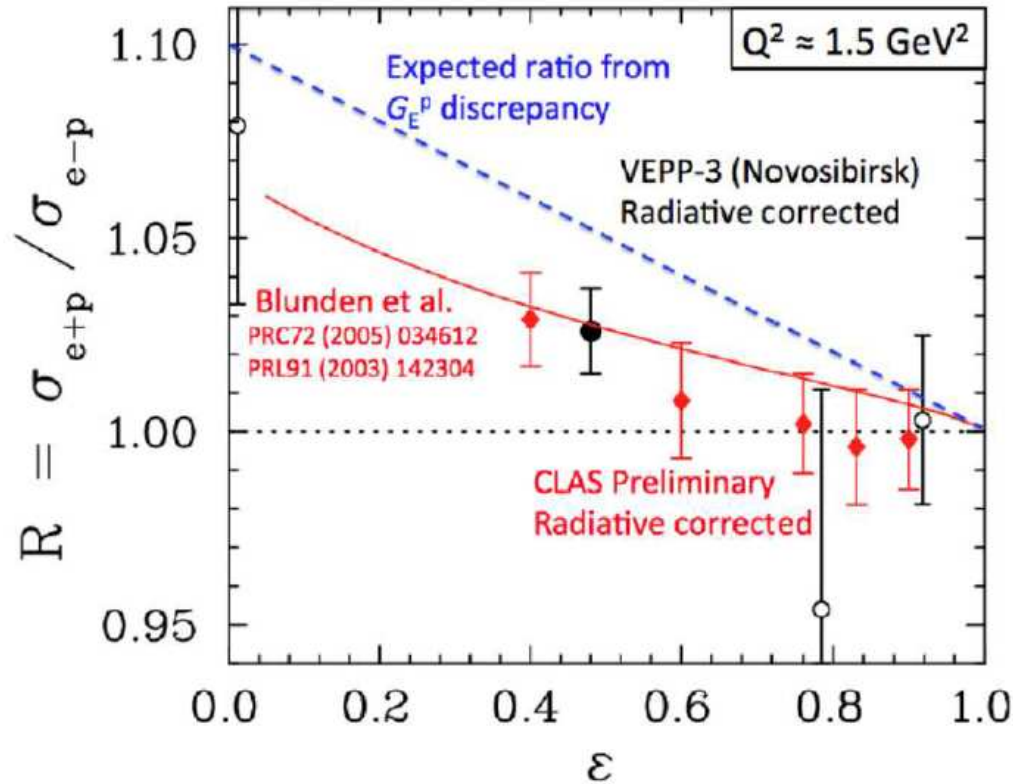
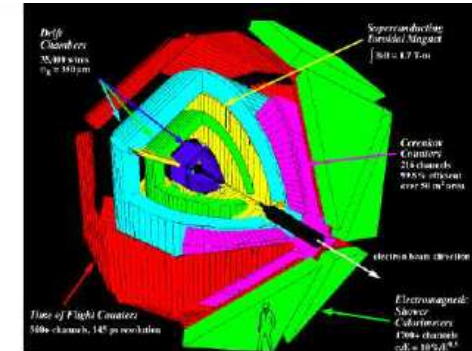
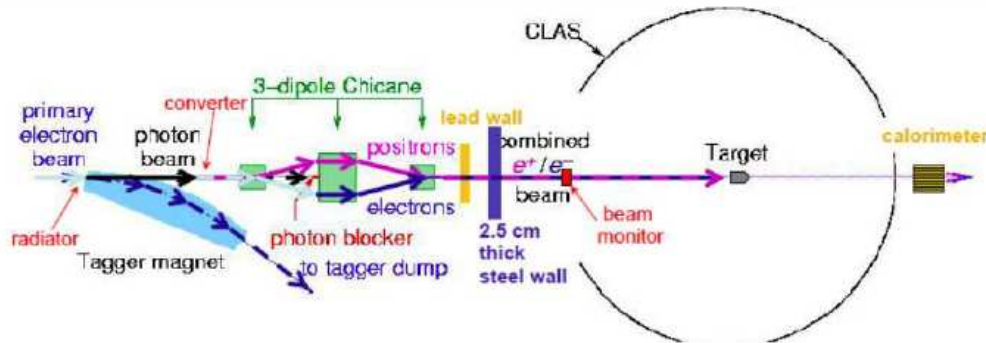
	VEPP-3 Novosibirsk	OLYMPUS DESY	EG5 CLAS JLab
beam energy	3 fixed	1 fixed	wide spectrum
equality of e^\pm beam energy	measured	measured	reconstructed
e^+/e^- swapping frequency	half-hour	8 hours	simultaneously
e^+/e^- lumi monitor	elastic low- Q^2	elastic low- Q^2 , Möller/Bhabha	from simulation
energy of scattered e^\pm	EM-calorimeter	mag. analysis	mag. analysis
proton PID	$\Delta E/E$, TOF	mag. analysis, TOF	mag. analysis, TOF
e^+/e^- detector acceptance	identical	big difference	big difference
luminosity	1.0×10^{32}	2.0×10^{33}	2.5×10^{32}
beam type	storage ring	storage ring	secondary beam
target type	internal H target	internal H target	liquid H target
data taken	2009, 2011-12	2012	2011
Publications	preliminary	data analysis	data analysis

VEPP-3 Novosibirsk experiment



A. Gramolin, Workshop on Radiative Corrections in Annihilation and Scattering Experiments, Orsay, October 7-8, 2013

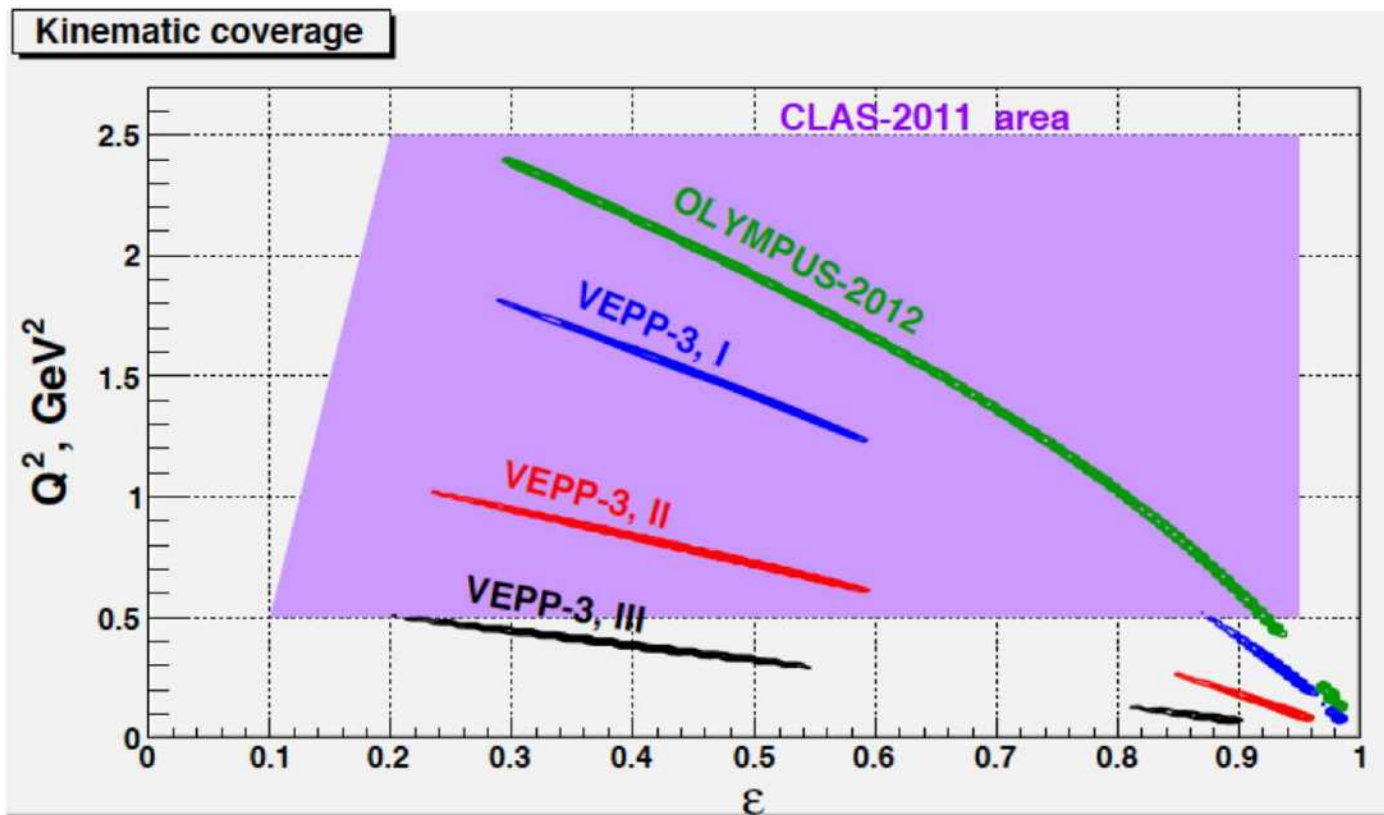
CLAS experiment at JLAB



Dasuni Adikaram (ODU),
DNP2013 DH.00005

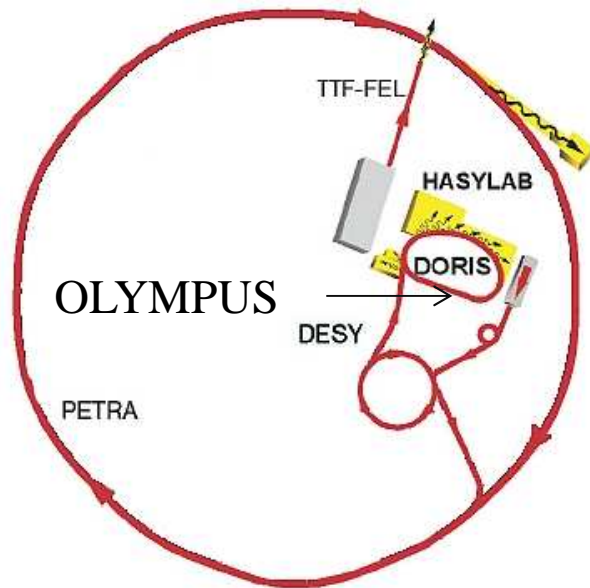
Dipak Rimal (FIU)
DNP2013 DH.00006

- Novosibirsk experiment ($E_{\text{beam}} = 1.6, 1$ and 0.6 GeV)
- CLAS @ JLab experiment ($E_{\text{beam}} = 0.5 \div 4$ GeV)
- OLYMPUS @ DESY experiment ($E_{\text{beam}} = 2$ GeV)

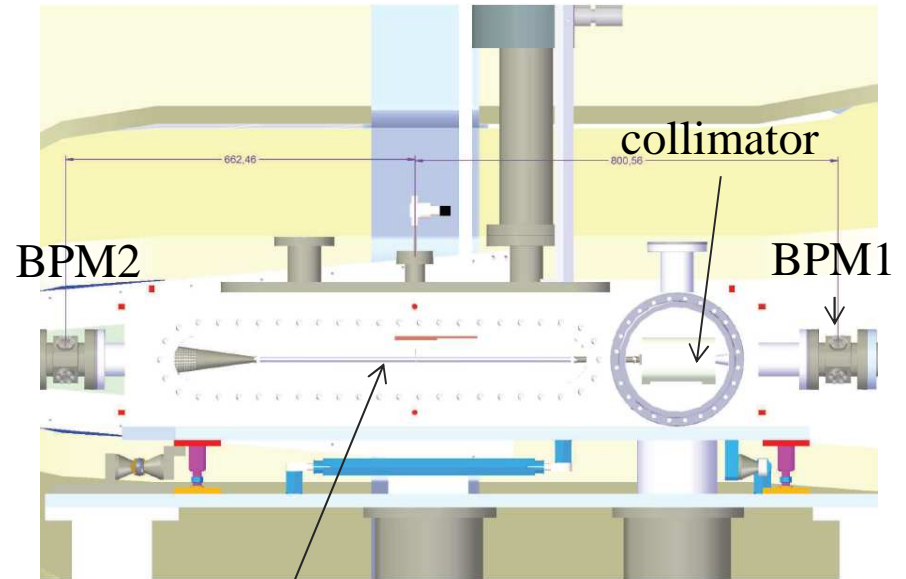


OLYMPUS at DORIS, DESY

Study of e^+p, e^-p elastic scattering
in identical conditions @ 2 GeV



Doris storage ring 2-4.5 GeV
2 GeV e^+, e^- beams, 100 mA, change daily,
Beam energy stability 0.5 MeV
Beam position 0.1mm
quasi **continuous** beam (“topup” mode)



Hydrogen target region

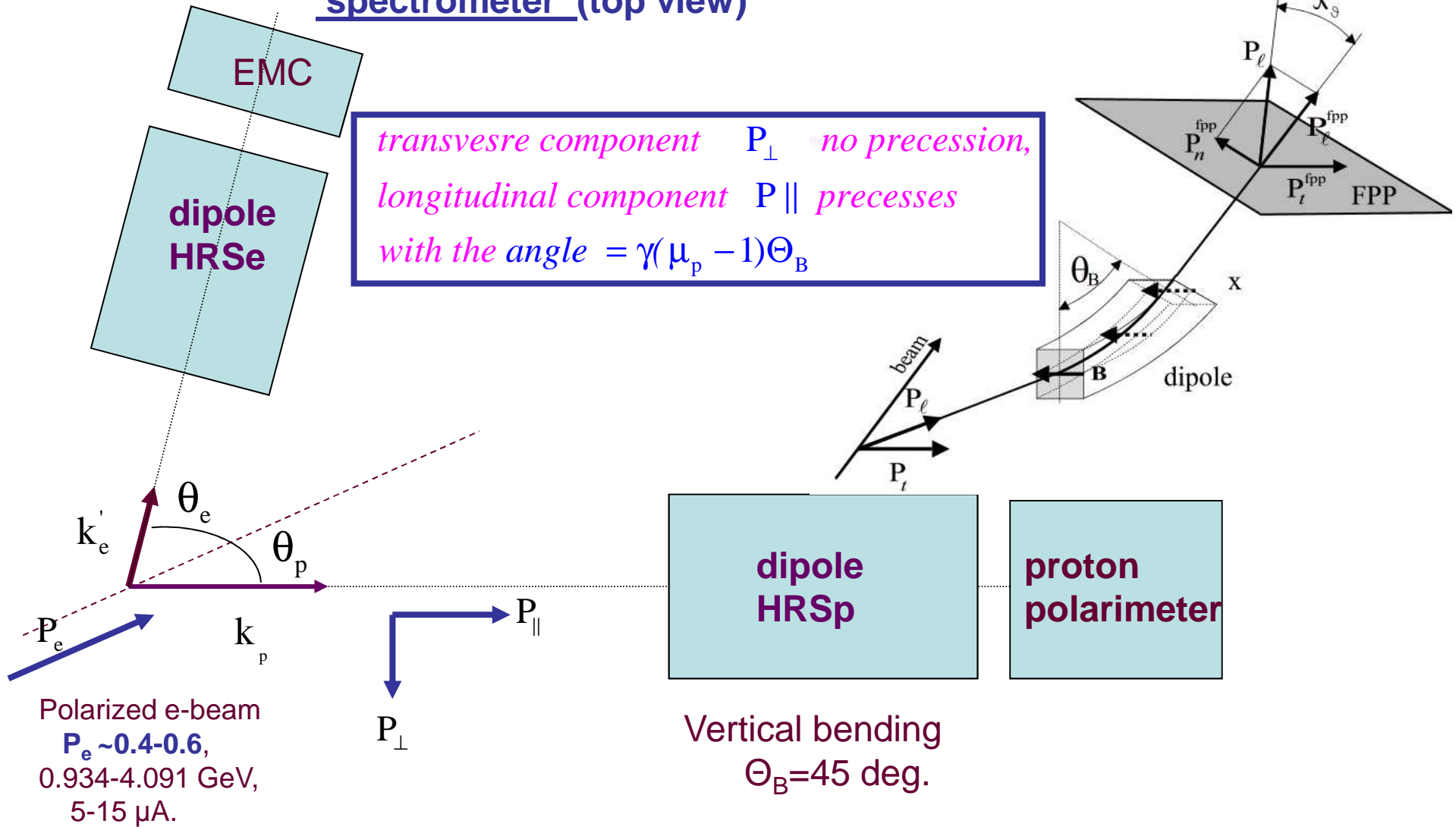
Target cell elliptical 9x16mm**2.
length 60mm, $8 \cdot 10^{15}$ atoms \cdot cm⁻²
Beam sizes 0.6x0.1mm**2

JLAB Polarization Transfer experiment

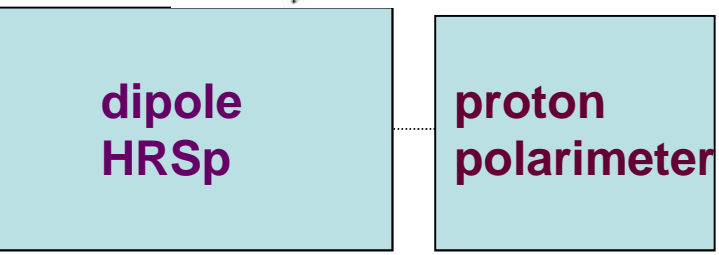
(V.Punjabi, C.F.Perdrisat, et al. Phys.Rev. C71, 2005)

$$\frac{G_E^2(Q^2)}{G_M^2(Q^2)} = -\frac{P_{\perp}}{P_{\parallel}} \cdot \frac{E_e + E_e'}{2M_p} \tan(\theta_e / 2)$$

JLAB Hall A two-arm spectrometer (top view)



Polarized e-beam
 $P_e \sim 0.4-0.6$,
 0.934-4.091 GeV,
 5-15 μA .

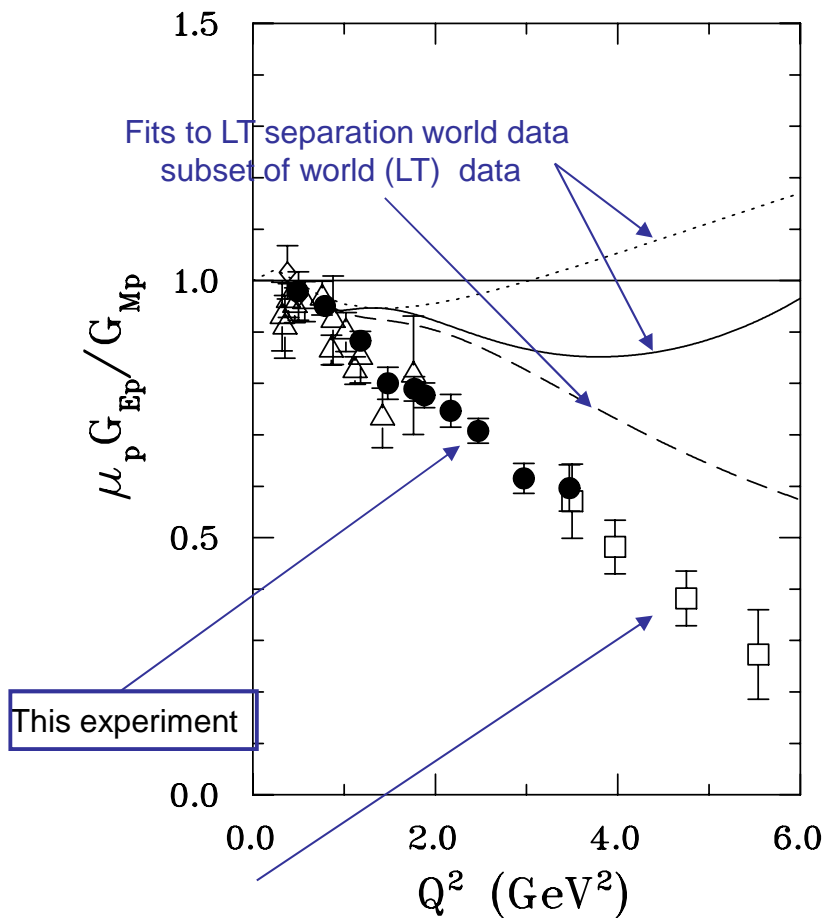


Vertical bending
 $\Theta_B = 45$ deg.

JLAB Polarization Transfer Results

(V.Punjabi, C.F.Perdrisat, et al. Phys.Rev. C71, 2005)

disagreement with LT separation results



O.Gayou et al. phys.Rev.Lett. 88, 2002

TABLE VI: The ratio $\mu_p G_{Ep} / G_{Mp} \pm$ statistical uncertainty (1σ). Δ_{sys} is the systematic uncertainty from Table VII. \bar{Q}^2 and $\bar{\chi}_\theta$ are the weighted average four momentum transfer squared and spin precession angle, respectively. ΔQ^2 is half the Q^2 acceptance. The last column P_t / P_ℓ is the ratio of measured polarization components at the target, the relative uncertainty is the same as for $\mu_p G_{Ep} / G_{Mp}$.

$\bar{Q}^2 \pm \Delta Q^2$ (GeV ²)	$\bar{\chi}_\theta$ (deg)	$\mu_p G_{Ep} / G_{Mp}$ (\pm stat. uncert.)	Δ_{sys}	P_t / P_ℓ
0.49 \pm .04	105	0.979 \pm 0.016	0.006	-0.822
0.79 \pm .02	118	0.951 \pm 0.012	0.010	-0.527
1.18 \pm .07	136	0.883 \pm 0.013	0.018	-0.492
1.48 \pm .11	150	0.798 \pm 0.029	0.026	-0.422
1.77 \pm .12	164	0.789 \pm 0.024	0.035	-0.381
1.88 \pm .13	168	0.777 \pm 0.024	0.033	-0.368
2.13 \pm .15	181	0.747 \pm 0.032	0.034	-0.329
2.47 \pm .17	196	0.703 \pm 0.023	0.033	-0.284
2.97 \pm .20	218	0.615 \pm 0.029	0.021	-0.224
3.47 \pm .20	239	0.606 \pm 0.042	0.014	-0.198

Estimation of TPE effect on LT and polarization data

- ✓ significant effect on LT separation results
- ✓ a few per cent effect on polarization data

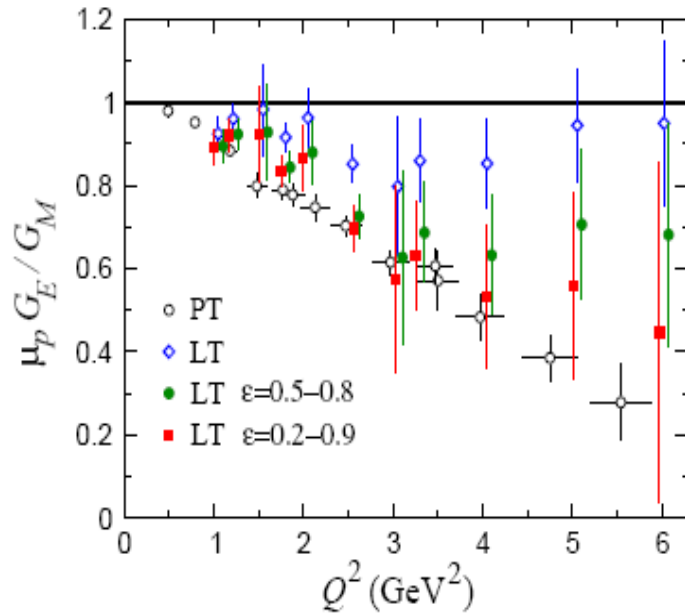


FIG. 5: The ratio of proton form factors $\mu_p G_E/G_M$ measured using LT separation (open diamonds) [2] and polarization transfer (PT) (open circles) [5]. The LT points corrected for 2γ exchange are shown assuming a linear slope for $\varepsilon = 0.2 - 0.9$ (filled squares) and $\varepsilon = 0.5 - 0.8$ (filled circles) (offset for clarity).

P.G. Blunden et al.,
Phys. Rev. C 72, 034612
(2005)

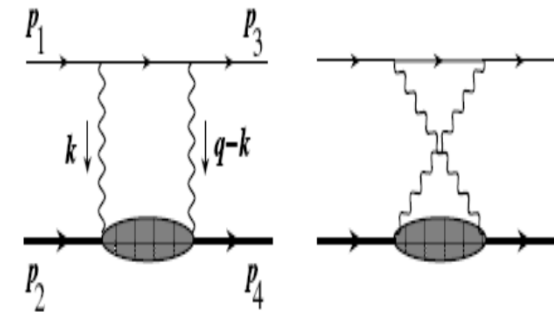
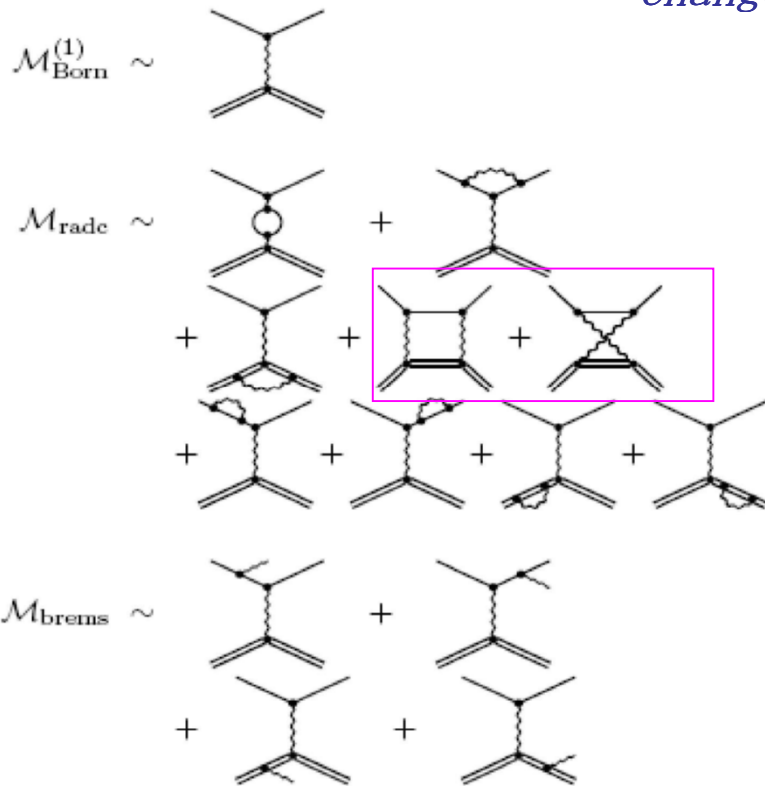


FIG. 1. Two-photon exchange box and crossed box diagrams for elastic electron-proton scattering.

Radiative Corrections & TPE graphs

Contribution from two photon exchange diagram not taken into account in traditional analysis may be an explanation

$$|M_{ep \rightarrow ep}|^2 = e_e^2 e_p^2 \left[|M_{\text{Born}}|^2 + \underbrace{2e_e e_p M_{\text{Born}} \text{Re}(M_{2\gamma}^*)}_{\text{Change sign}} + \underbrace{2e_e e_p (M_{e\text{-bremm}} M_{p\text{-bremm}}^*)}_{\text{Calculable standard radiative correction}} \right]$$



Calculable standard radiative correction

Projected OLYMPUS uncertainties

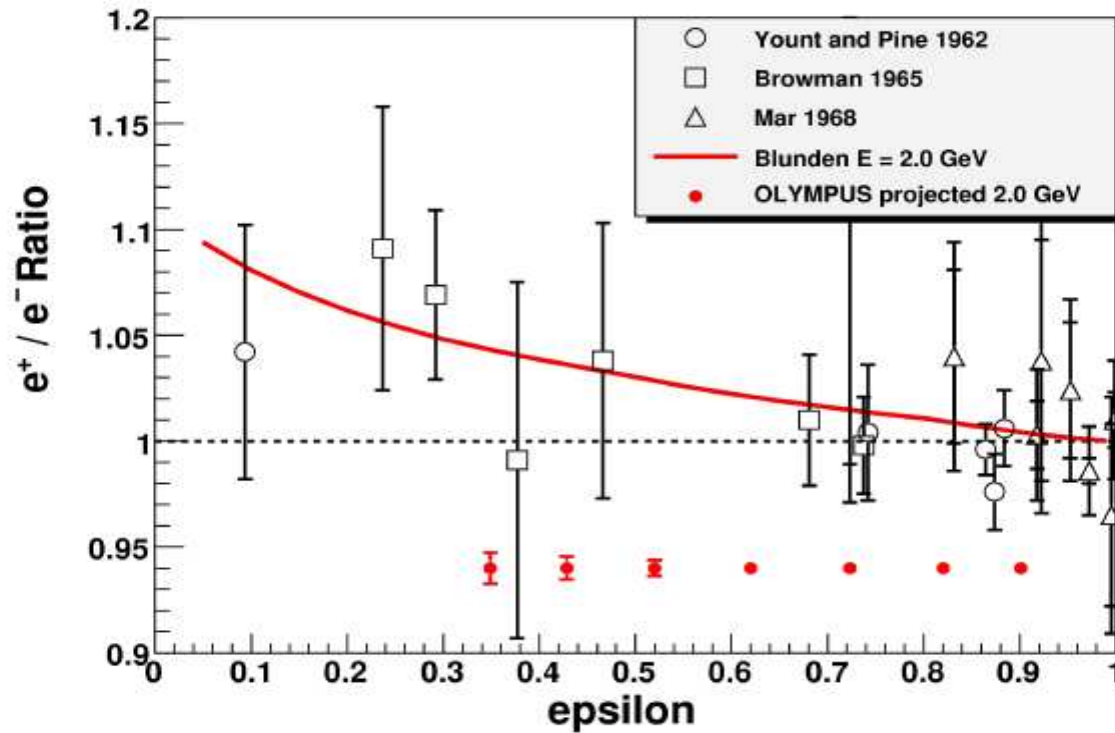


Figure 1.12: Projected uncertainties in the determination of the cross section ratio e^+p/e^-p for the BLAST detector for a beam energy of 2.0 GeV, as a function of ϵ . The assumed luminosity is $2 \cdot 10^{33} /(\text{cm}^2\text{s}) \times 500$ hours each for running with electrons and positrons, respectively.

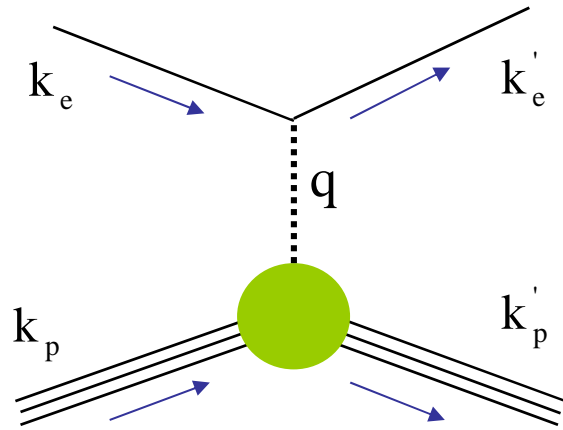
Conclusion & outlook

Experiments designed to measure charge asymmetry at per cent level

Experiment	E_{beam} GeV	Luminosity $\text{cm}^2 \text{sec}^{-1}$	ϵ_{min}	Q^2 GeV	Planned for	Challenge
VEPP-3	1.6	10^{31}	0.4	0.1-1.76	2010- 2012	Low lumi
JLAB	5.7	1.3×10^{33}	0.2	0.5-2.1	2012-??	High bgr level
Olympus	2	2×10^{33}	0.4	2-3	2011- 2012	Continuation after 2012

FF DEFINITION.

FFs are defined in context of one photon exchange



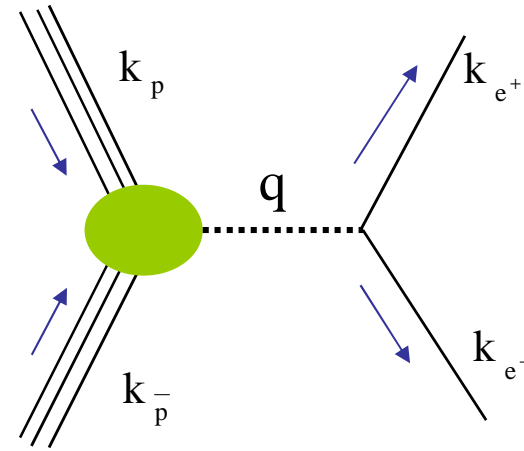
space-like photon $Q^2 > 0$

$$m_\gamma = q^2 = (k'_e - k_e)^2 = (k'_p - k_p)^2, \quad t = Q^2 = -q^2$$

$$q = q_0, \vec{q}$$

In CM frame $q_0 = 0, q^2 = q_0^2 - \vec{q}^2 = -(\vec{p}' - \vec{p})^2 =$

$$-4k^2 \sin^2 \frac{\theta_{CM}}{2}. \text{ No energy transfer } \rightarrow \text{equivalent to Breit frame}$$



time-like photon $Q^2 < 0$

$$m_\gamma = q^2 = (k_{e^+} + k_{e^-})^2 = (k_p + k_{\bar{p}})^2, \quad s = Q^2 = -q^2$$

$$q = q_0, \vec{q}$$

In CM frame $q_0 = 2k, \vec{q} = 0, q^2 = 4k^2$

poorly studied till now

$$q_0 = 0 \rightarrow J_p^\mu = G_E(Q^2)\gamma^\mu + G_M(Q^2)i\sigma^{\mu\nu}q_\nu \rightarrow \rho_{E,M}(\vec{x}) = \int G_{E,M}(-q^2)e^{-i\vec{q}\vec{x}} d^3x$$

$$G_E^p(0) = 1 \quad G_E^n(0) = 0 \quad G_M^p(0) = \mu_p \quad G_E^n(0) = \mu_n$$